



Photo-Sensitive Nylon Printing Plate

Printight®

WATER WASHABLE



Friendly to earth, comfortable to human...

T



Y



B





Photo-Sensitive Nylon Printing Plate

Printight®

Pioneer of water washable Photo-Sensitive Nylon Printing Plate.

TOYOBO has been leading the letter press printing as the Pioneer of water washable photo-sensitive nylon printing plate PRINTIGHT®.

Wide range of applications and characteristics of TOYOBO PRINTIGHT® are shown in this catalogue.

Please check each application and find out an appropriate plate you need.

Printight® Characteristics

1. Wash-out with water

TOYOBO PRINTIGHT® makes customers of this system possible to use ordinary water for wash-out.

2. Transparent and flexible plate

Transparent polyester film as a support material gives excellent dimension stability and easy processability to printing machines. Steel base plates are also available.

3. Accurate plate-thickness and long press life

TOYOBO PRINTIGHT® has excellent plate-uniformity and long press life based upon nylon polymer as a main material.

4. Slip coat

Have slip coat to get good contact between the plate and the negative film.
You can use plain negative film.

Printight® Properties

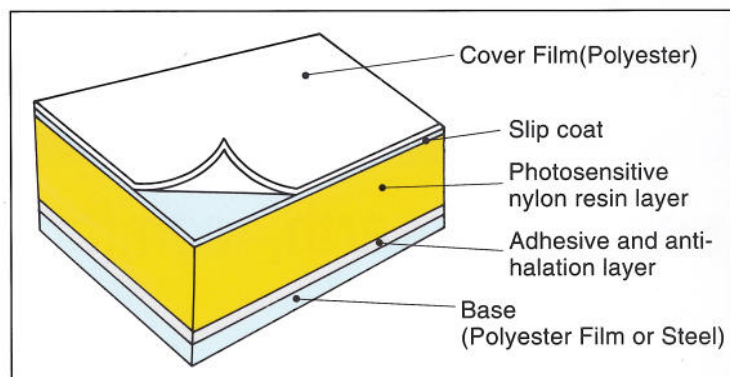
Spectral sensitivity : 300~400nm

Resolving capability : 150 lines/inch

Minimum dot image : 0.20mm in diameter
(0.008")

Minimum line image : 0.04mm in width
(0.0016")

Printight® Sectional Structure

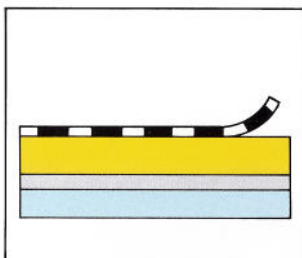


Printtight® Type and application

Type	Hardness (Shore D)	Base Material	Description	Total Plate Thickness	Relief Depth	Flat Bed		
						Business Forms	Label	Commercial Printing
				(mm)	(mm)			
H	67°	Film	HF 70GB	0.70	0.49			
			HF 80GC	0.80	0.53			
			HF 95GC	0.95	0.68			
		Steel	HM 95GR	0.95	0.65			
K	67°	Film	KF 80GC	0.80	0.53			
			KF 95GC	0.95	0.68			
			KF 95GD	0.95	0.58			
		Steel	KM 83GR	0.83	0.53			
	65°	Film	KF 70B	0.70	0.49			
			KF 95C	0.95	0.68			
			KF 152D	1.52	1.15			
			KF 175D	1.75	1.38			
		Steel	KM 43S	0.43	0.21			
			KM 73R	0.73	0.43			
			KM 83R	0.83	0.53			
			KM 95R	0.95	0.65			
			KM 152R	1.52	1.22			
			KM 175R	1.75	1.45			
R	55°	Film	RF 80GB	0.80	0.59			
			RF 95GC	0.95	0.68			
E	55°	Film	EF 70GB	0.70	0.49			
			EF 80GC	0.80	0.53			
			EF 95GC	0.95	0.68			
		Steel	EM 83GR	0.83	0.53			
			EM 95GR	0.95	0.65			
			EM 152GR	1.52	1.22			
S	40°	Film	SF 70GA	0.70	0.55			
			SF 95GB	0.95	0.74			
			SF 152GD	1.52	1.15			
		Steel	SM 95GR	0.95	0.65			
			SM 152GR	1.52	1.22			
U	27°	Film	UF 70GA	0.70	0.55			
			UF 95GB	0.95	0.74			
			UF 120GB	1.20	0.99			
			UF 170GB	1.70	1.49			
		Steel	UM 95GS	0.95	0.73			
			UM 152GS	1.52	1.30			
B	25°	Film	BF 70A	0.70	0.55			
			BF 95B	0.95	0.74			
			BF 170B	1.70	1.49			
		Steel	BM 73S	0.73	0.51			
			BM 95S	0.95	0.73			
C	25°	Film	CF 200GB	2.00	1.79			
		Steel	CM 152GS	1.52	1.30			
			CM 170GS	1.70	1.48			

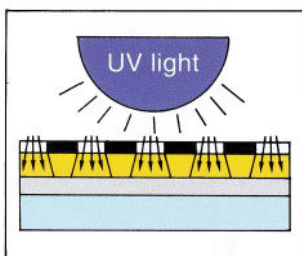
※The special thickness and size plates can be made with extra cost and delivery time upon request.

Printight® Plate-making Process



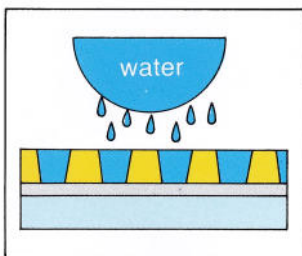
1. Contact with negative film

Remove cover film and place negative film on undeveloped plate. Use negative having optical density of no less than 3.0.



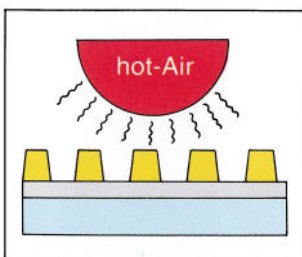
2. Exposure

Expose plate, through negative film, to UV light having 360 nm wave lengths. Determine the correct exposure time using a 21 steps grey scale. Follow the "TIPS FOR PRINTIGHT®" in each case.



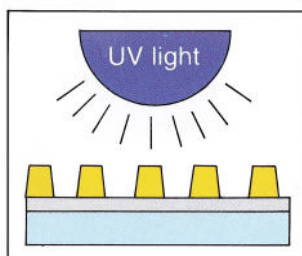
3. Wash-out

Remove negative film. Wash-out exposed plate with water. Use the special wash-out machine suitable for TOYOBO PRINTIGHT®. Wash-out time is different due to thickness of plate. Follow the "TIPS FOR PRINTIGHT®" in each case. Rinse the washed out plate with fresh water.



4. Drying

Dry the plate in hot-air dryer after taking-off the surface water with sponge roll. Drying time is different due to type of plate. Follow the "TIPS FOR PRINTIGHT®" in each case.



5. Post exposure

Expose the developed plate after drying again to UV light in order to get stability. Post exposure time should be the same or longer than main exposure time.

The plate for Hot Spot Carbon printing should be dried again after post exposure for about 20-minutes.